



*with korean technology
since 1983*



www.korindia.in

ABOUT US

KORINDIA is a firm of innovative collaboration between Hallim Precision Co. Limited KOREA, an industry leader in industrial construction and roofing since 1983, with unmatched roofing solutions and design expertise, involved in prestigious projects across the globe, and Hasa Engineering, a leader in timely construction solutions, engineering, and fabrication. KORINDIA Precision is a single source, end-to-end solution provider in the manufacturing and supply of fire-rated and non-fire-rated door systems. Additionally, our credentials include an impeccable customer service track record and sufficient stock levels to guarantee the supply of finished goods within a short lead time. KORINDIA continues to offer high-quality door solutions through a high-tech production process focused on customer satisfaction, with a growing staff and production volume.

VISION

To be the globally preferred partner for door solutions.

MISSION

To provide products and service, which create a competitive advantage for our customers, based on value, innovation and design.

VALUES

The bond between our dynamic teams comes from four shared values.

Expertise Leadership: To always be at the forefront of the door solutions industry and technology in order to provide our customers with the best solutions to their needs.

Customer Focus: More than meeting customers' expectations, we strive to help customers "attain the next level up."

Teamwork: Together, there is nothing we cannot overcome and achieve; for our customer and with our customer.

Nurture: We appreciate the value that experience and performance take time; it's the little things done right that lead to success, and our core asset is our people.

CERTIFICATIONS



**2 HOUR
FIRE RATING**



WHY KORINDIA?

"Innovative Collaboration between SOUTH KOREA and INDIA"

Reliable Partner: Always true to our word.

Timing: Advanced planning in production, assembly, and service.

R&D Engineering: Experienced engineers to develop new products with Korean Know-How.

Customer Satisfaction: High customer satisfaction in sales and after-sales service.

Solution Oriented: Approach to creating solutions rather than problems.

Flexible Production Line: Solutions for every project with our flexible production structure.

Innovative Technology: Latest technology and application techniques for production with Korean Technology.

Project Management: Capable of finalizing large-scale projects with our 42 years of experience.

OUR PRODUCT OFFERINGS



Fire Rated Industrial Doors

Our fire-rated industrial doors offer exceptional fire resistance, ensuring premises safety. They are designed and tested to withstand high temperatures, preventing fire spread and protecting lives and property.



Sectional Doors

Sectional doors are ideal for secure, efficient, space-saving solutions in commercial and industrial settings. They consist of multiple panels that slide vertically along tracks, ensuring smooth operation and space optimization.



Clean Room Doors

Our clean room doors are the ideal solution for environments needing strict contaminant control. Specifically designed to minimize particle intrusion and maintain air quality, they ensure clean room integrity for different industries.



Steel Fire Rated Doors

Our steel fire-rated doors offer both robust security and fire resistance. Constructed from high-quality steel and rigorously tested, they provide enhanced safety for properties requiring fire protection and security.



Steel Glazed Fire Doors

Our Steel glazed fire doors combine fire resistance with visibility. They have glazed panels for natural light and clear views, often used in areas where aesthetics and fire safety are important.



Steel Fire Doors with Vision Panel

Our steel fire doors with vision panels offer fire protection and visibility. They're ideal for areas needing both security and observation, like commercial buildings, hospitals, and educational institutions.




Steel Lead Lined Doors

Our steel lead-lined doors are designed for radiation shielding in environments like medical facilities and nuclear power plants. They use lead lining to effectively block radiation, ensuring safety for personnel and equipment.



Steel Flush Doors

Our steel flush doors offer a sleek appearance, popular in residential and commercial settings. They have a smooth surface and clean lines, adding sophistication to any space.



Residential Flush Doors


Our residential flush doors enhance home aesthetics, offering security and privacy. They come in various finishes and designs to match different interior styles.



Hollow Metal Press Steel Doors

Hollow metal press steel doors offer durability, strength, and security. With a hollow metal frame and solid steel panels, they resist impact, weather, and forced entry effectively.

PRODUCTION CAPACITY



At KORINDIA, we boast a robust production capacity to cater to a wide array of industries. Our cutting-edge facilities manufacture a diverse range of high-quality doors, including fire-rated, sectional, clean room, and more. We prioritize quality, functionality, and aesthetics, ensuring we meet the unique needs of our clients efficiently. Contact us today to discuss your specific requirements, and explore our website for detailed product information.

PLANT & MACHINERIES



CNC Bending Machine



Laser Cutting Machine



Powder Coating Line



Mig & Laser Welding Machine

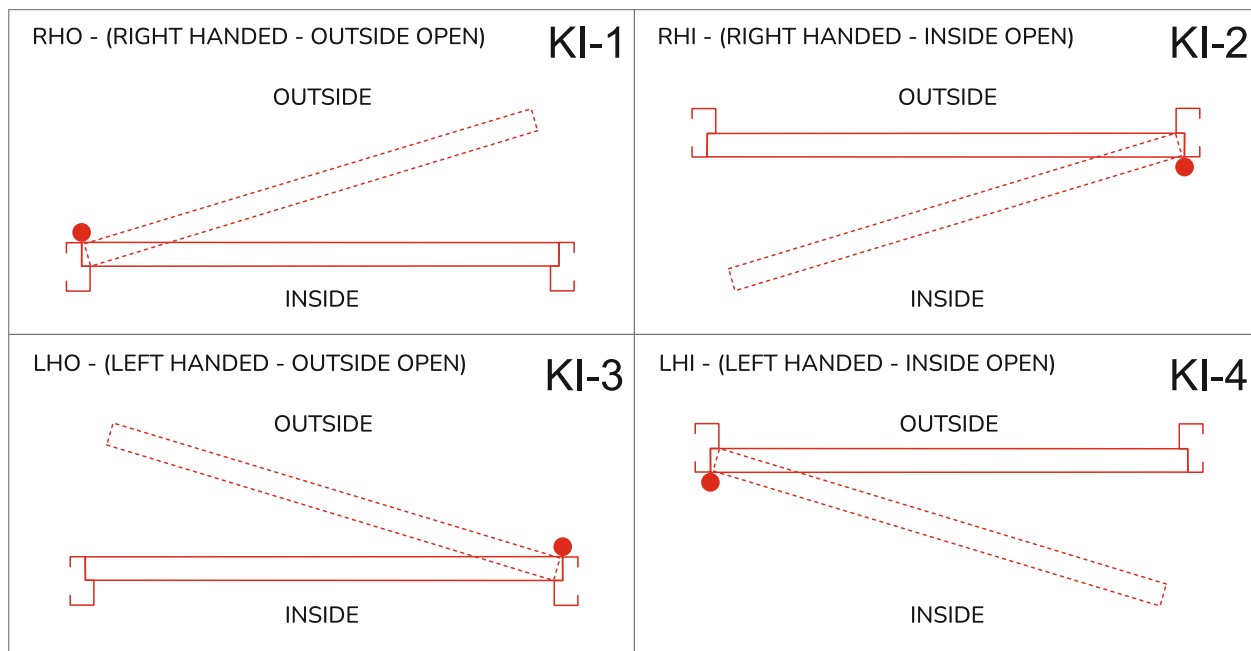


Punching & Drilling Machine




Hot Press Machine

SINGLE SHUTTER DOOR OPENING




KORINDIA DOOR TECHNICALS & ACCESSORIES


Technical Details	Description
Fire Resistance Testing	According to IS: 3614 for insulation (46 minutes) and ISO 3008-1 for fire resistance
Fire Rating Certification	60, 90, and 120-minute fire ratings.
Size Options	Both standard and customer-specific sizes
Coating Process	Electrostatic powder coating in a modern coating line.
Color Options	Standard color: RAL 9002; Custom colors available upon request.
Material Used	Galvanized steel for door frame and door leaves, ensuring high corrosion resistance
Surface Treatment	Galvanized steel has a special surface suitable for electrostatic powder coating.
Sectional Design	Unique sectional design for rigid door frame and door leaf
Sealing Mechanism	High-quality thermos expanding (intumescent) seal on the frame.
Hinges	Heavy-duty hinges featuring ball bearings.
Optional Equipment	Supporting plates inside door leaves for installation of optional equipment (e.g., door closer).
Door Frame Design	Three-piece door frames designed for practical installation.




Door Closer




Vision Panel




Panic Exit Device




External Trim




Butt Hinge







Flush Tower Bolt



Mortise Dead Lock



D Type Handle



Floor Stop

Wooden / Steel Hardware

- Kick Plate
- Concealed Flush Bolt
- Door Stopper
- Push Plate
- Door Seal / Smoke Seal
- Door Coordinator

ELEVATING EVERY SECTOR WITH KORINDIA DOOR SOLUTIONS

Industrial



Commercial



Government



Airports



Healthcare



Hospitality



Educational



Residential



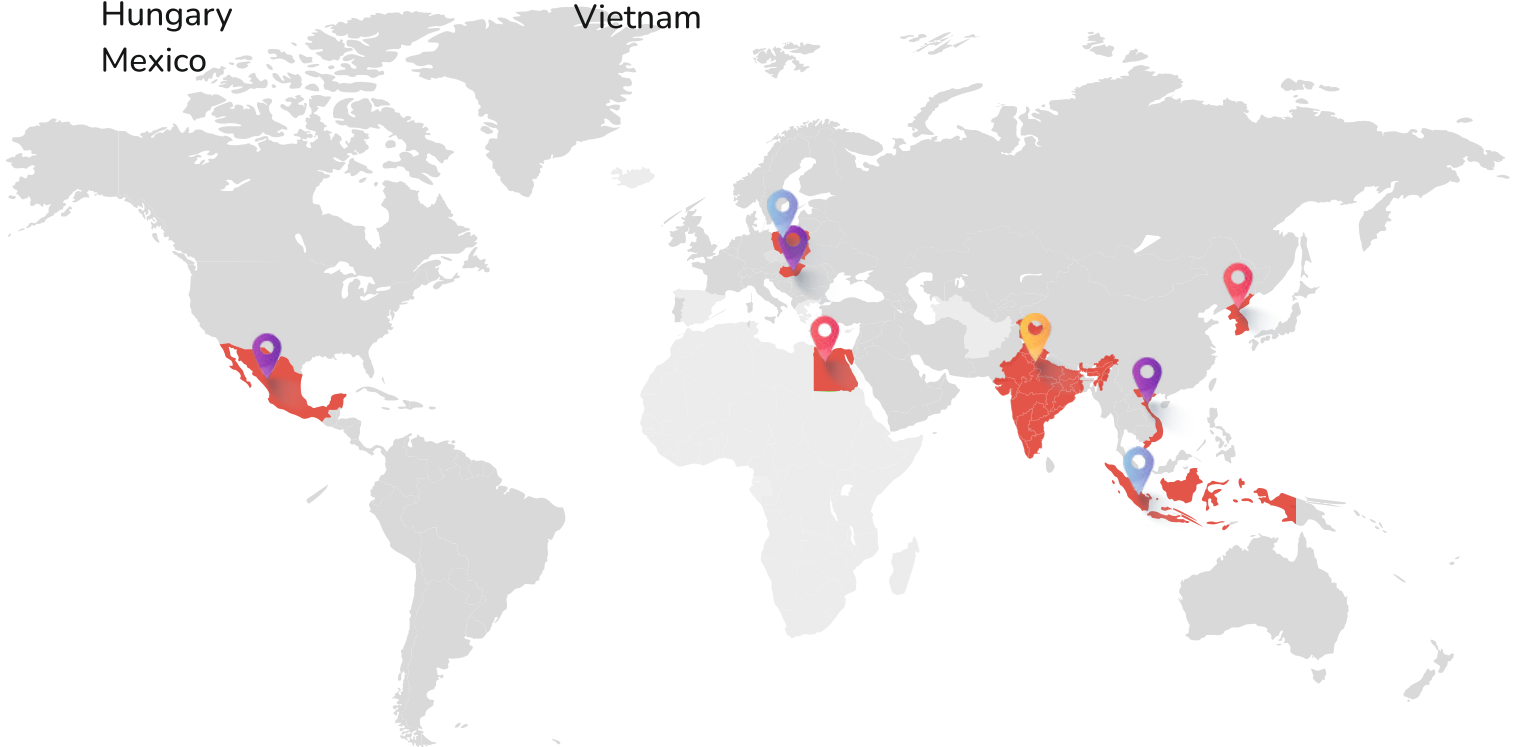
Global Presence

South Korea (Head Office)
Egypt
Hungary
Mexico

Indonesia
Poland
Vietnam

Regional Sales Office

Chennai (Tamilnadu)
Penukonda (Andhra Pradesh)



 **KORINDIA PRECISION PVT LTD**

Address: D-10/3, Site-5, Kasna Ind. Area, UPSIDC, Greater Noida
Uttar Pradesh, INDIA-201308

Phone : +91- 8527106390, 9315207696

Email : info@korindia.in

Website : www.korindia.in